HIKVISION®

# Density Control Solution

# OVERVIEW

In the current unprecedented climate, in order to enable social distancing, it's imperative that buildings and facilities limit the number of people allowed inside.
Many supermarkets, for instance, have a current maximum of 100 people let in at a time.

## Pain Points

- To help prevent the spread of coronavirus, public places are required to control the number of people in specific areas
- Incidents such as panic buying and subsequent lack of supplies can occur when supermarkets or other spaces are overcrowded

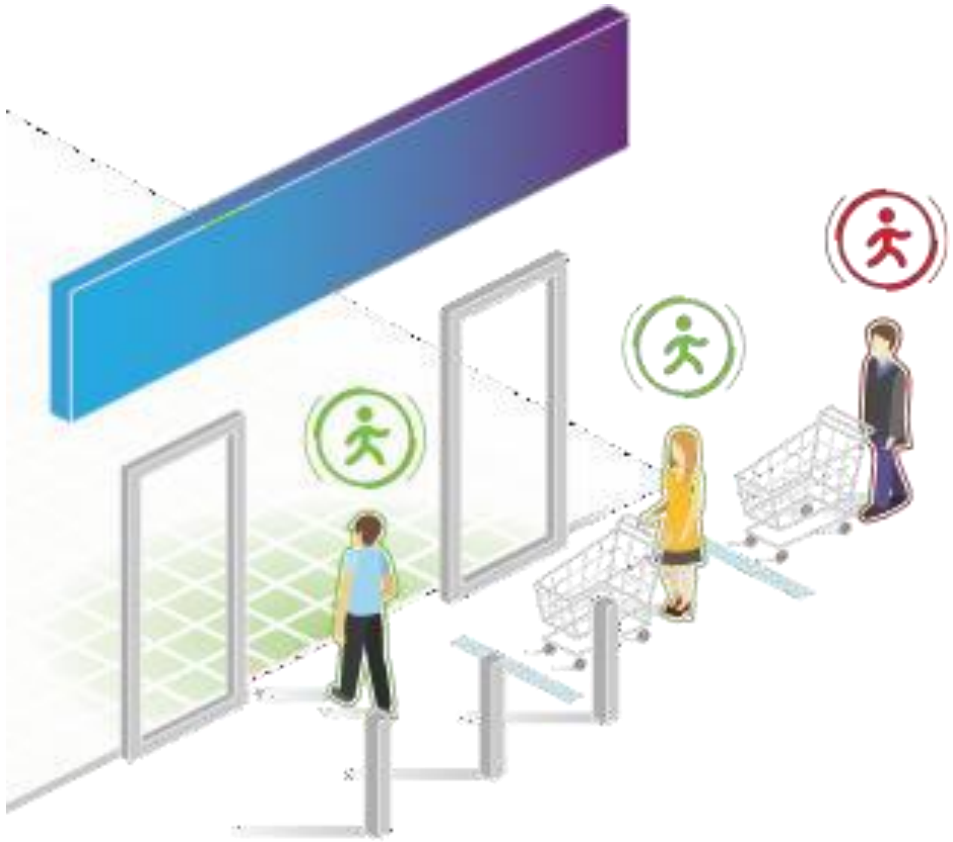

# SOLUTION BUSINESS FLOW

Camera Detects People Entering

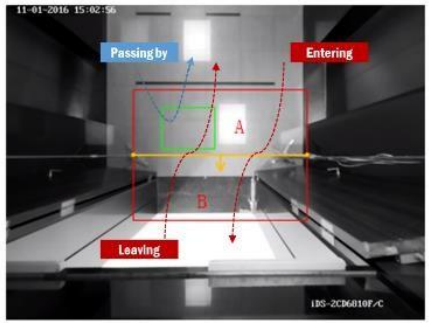


Counted number +1

Warning information is displayed if the counted number reaches the configured maximum.

A pre-configured alarm can be triggered, warning against entry, or an alert sent to monitoring centre to prevent entry.

1 2 3 4

Camera Detects People Leaving

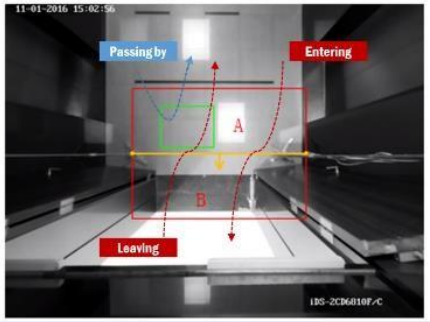


Counted number -1

The remaining capacity is updated and clearly displayed.

People can easily see from the display whether they can enter; there is no need for real-time supervision by a manager.

5 6 7 8

# SINGLE DOOR ECO SOLUTION

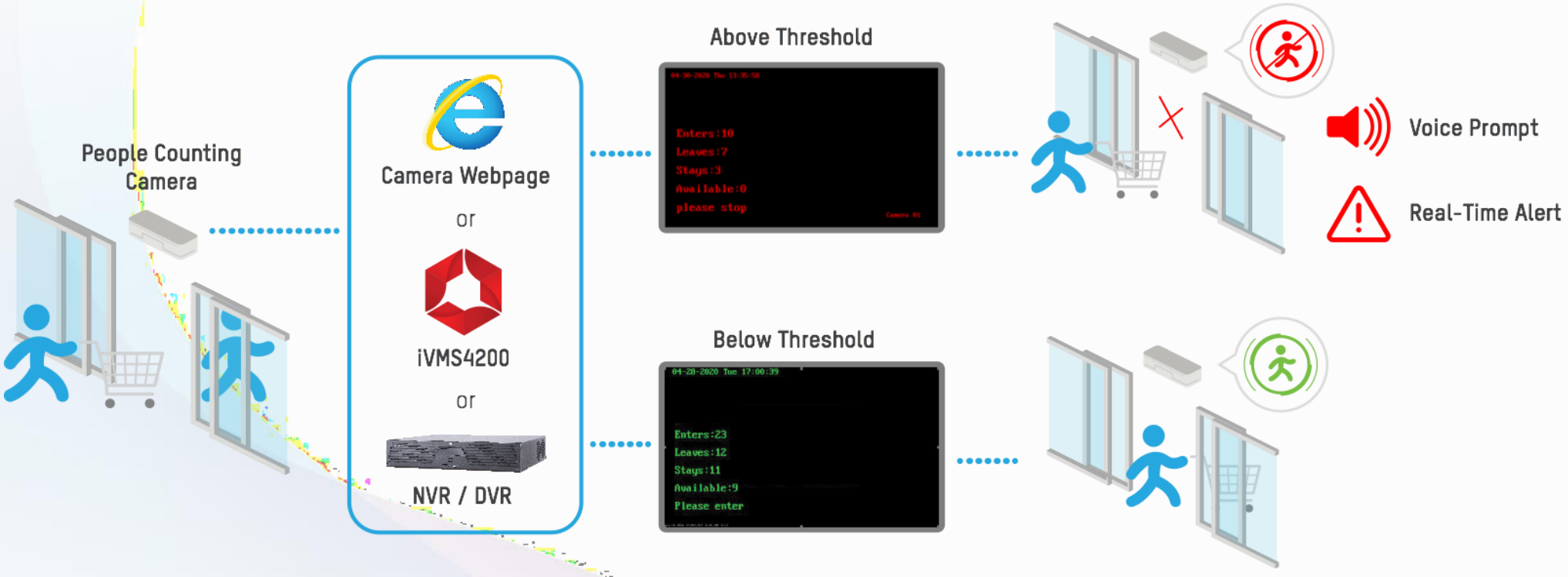


## Deployment

1. Installing a people counting camera for a single door
2. Camera live view displays the real-time number of people in the area and triggers pre-configured alarms when that number exceeds the defined threshold.

## Highlight

- Cost effective
- Voice prompt from camera when threshold reached
- Only available on dual lens model DS-6825

# CONFIGURATION-SINGLE DOOR ECO SOLUTION

1. Go to camera webpage->VCA->Rule

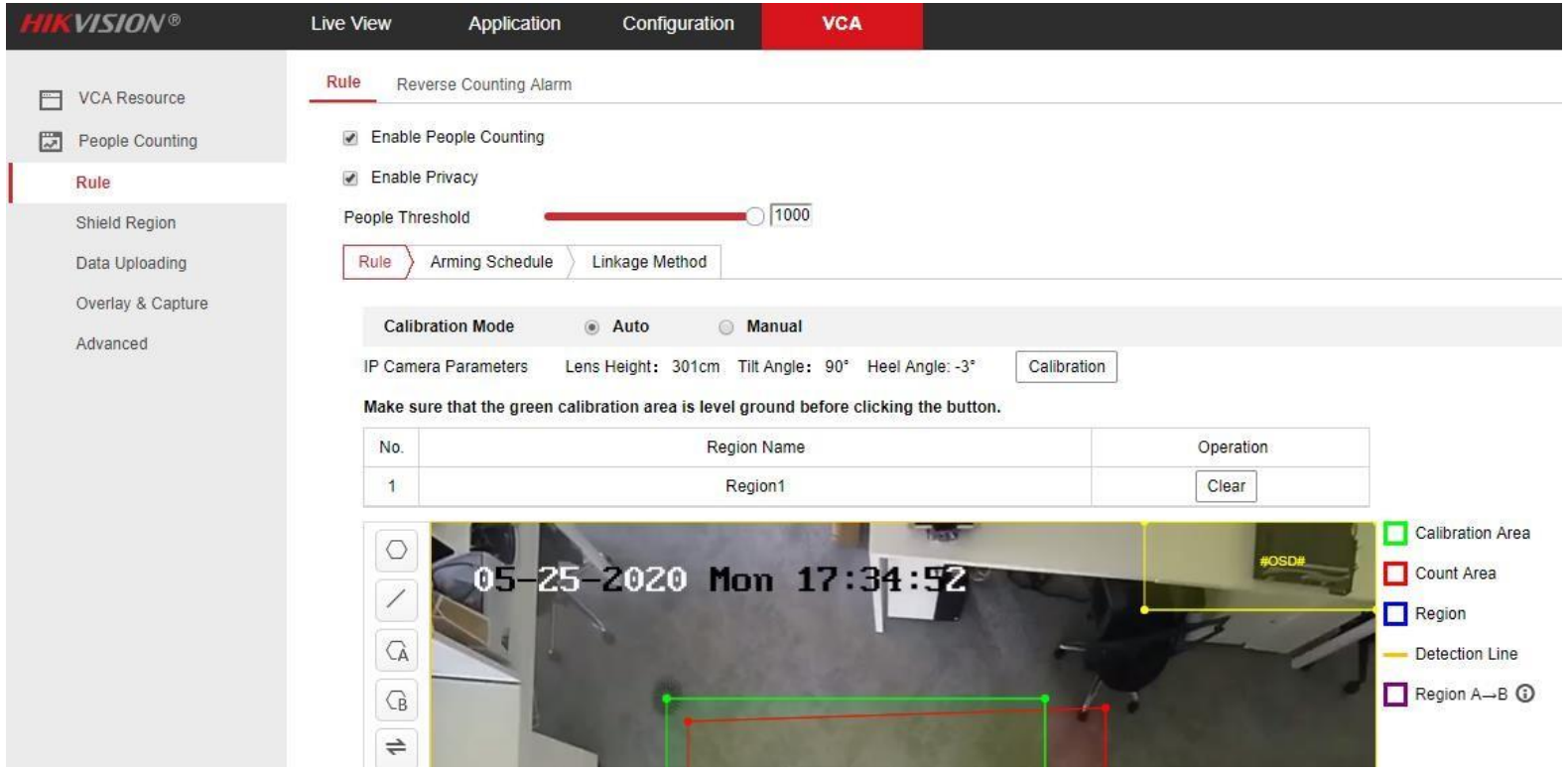


- Enable People Counting
- Define the threshold which is the maximum number of people available to enter
- Draw counting rules on the image
- Enable “Privacy” to black the image

# CONFIGURATION-SINGLE DOOR SOLUTION

2. Go to camera webpage->Configuration->Image

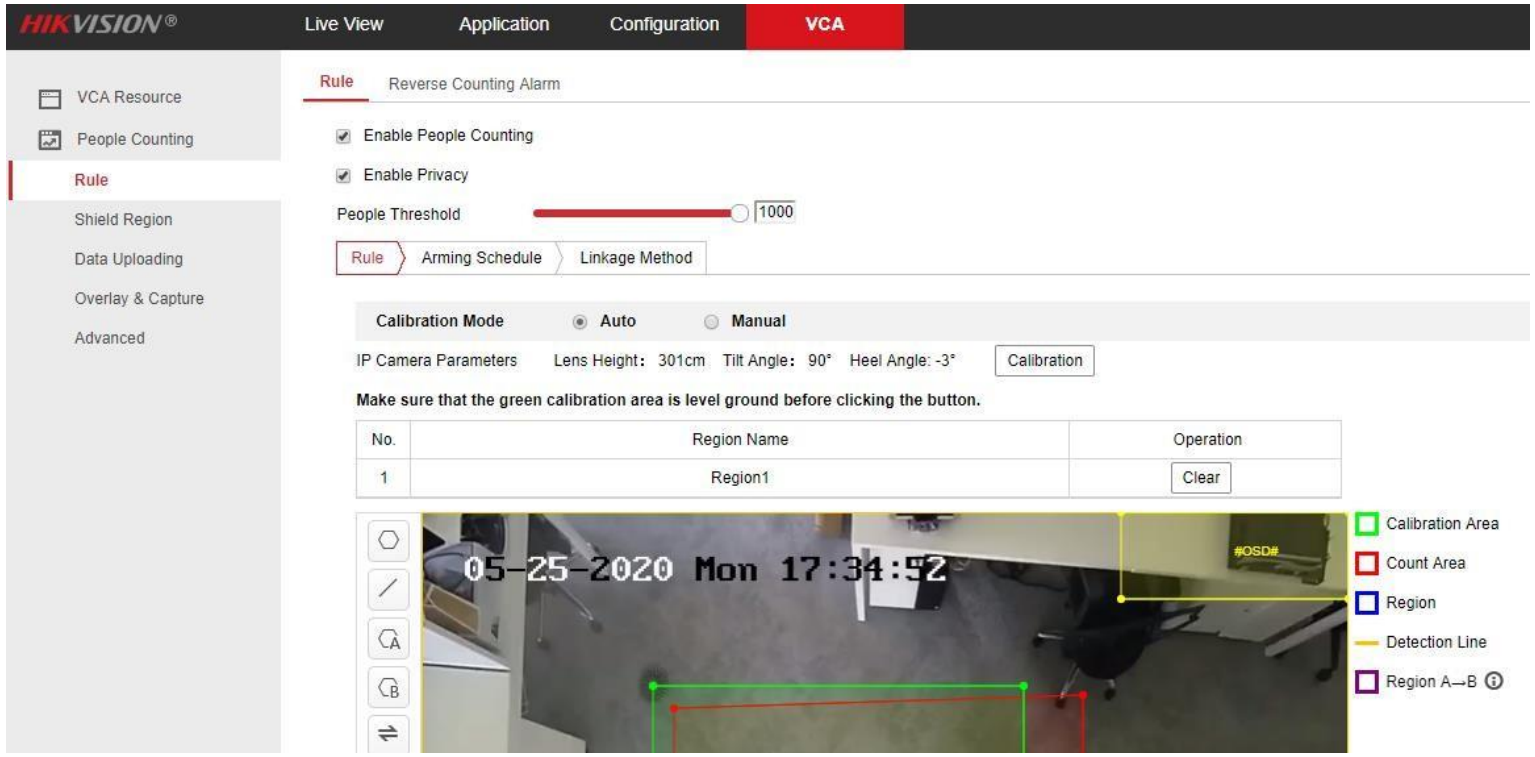


- Enable #1 and #2 under Text Overlay column.
- Input the caption in the #1 filed you want to show when the number of people inside is below the threshold.
- Input the caption in the #2 filed you want to show when the number of people inside reaches or over the threshold.

# CONFIGURATION-SINGLE DOOR SOLUTION

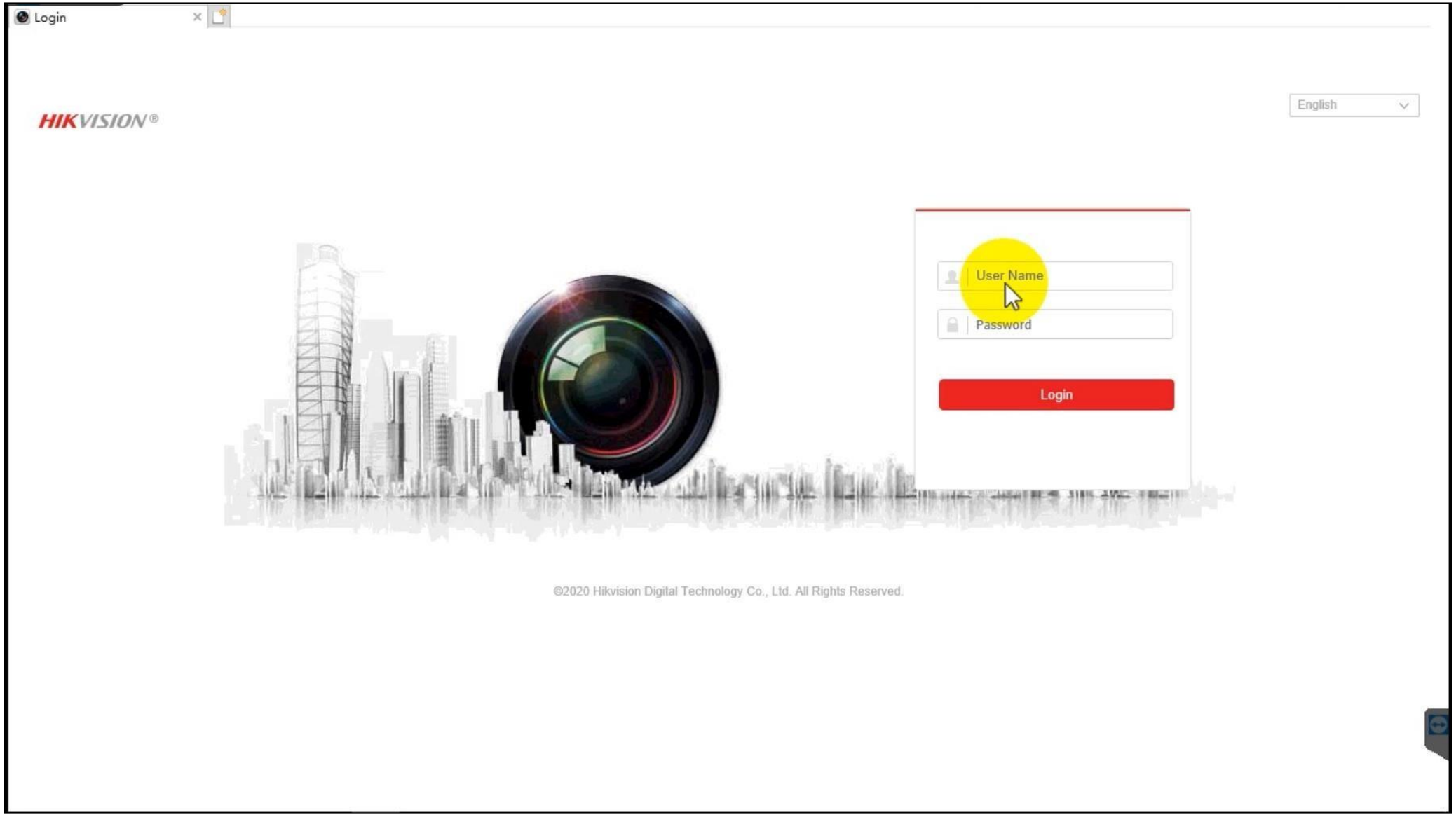

# SINGLE DOOR PRO SOLUTION

## Deployment

1. Installing a people counting camera in a single door.
2. NVR information screen displays real-time number of people in the area, and triggers pre-configured alarms when the number exceeds the defined threshold.

## Highlight

- Single door fast deployment
- Real time data on information screen

# MULTI DOOR NVR SOLUTION

## Deployment

1. Install people counting cameras on all doors to count the number of people coming in and out.
2. NVR information screen displays real-time number of people in the area by adding the numbers from all people counting cameras.
3. Set the threshold for the total number of people in the area: NVR will trigger the pre-configured alarm when the number exceeds the threshold.

## Highlight

- Multiple door management in NVR local
- Real time data on information screen

# MULTI DOOR NVR SOLUTION

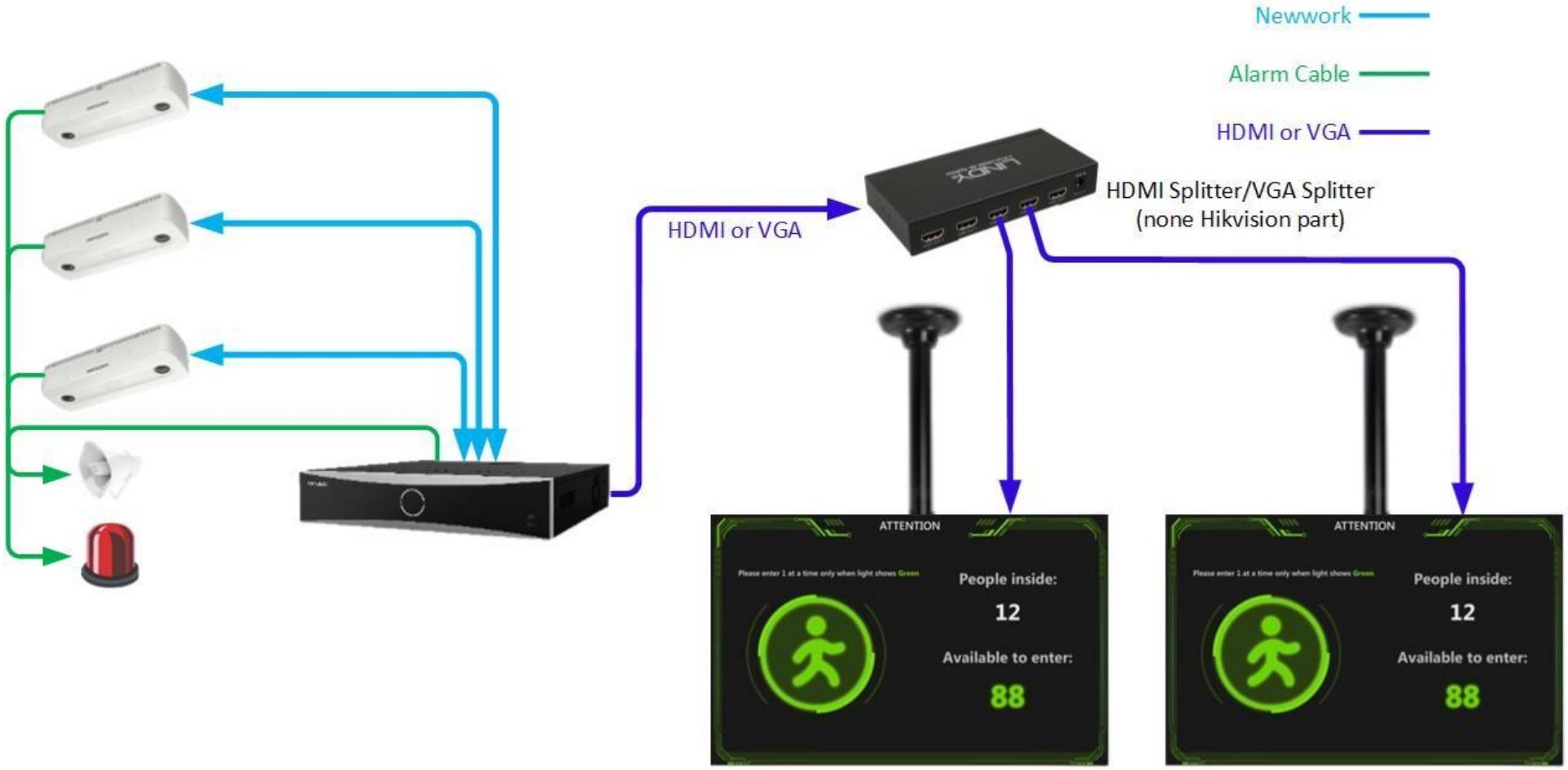

# CONFIGURATION-NVR SOLUTION

2. Go to NVR webpage or local GUI to set up people counting group and threshold

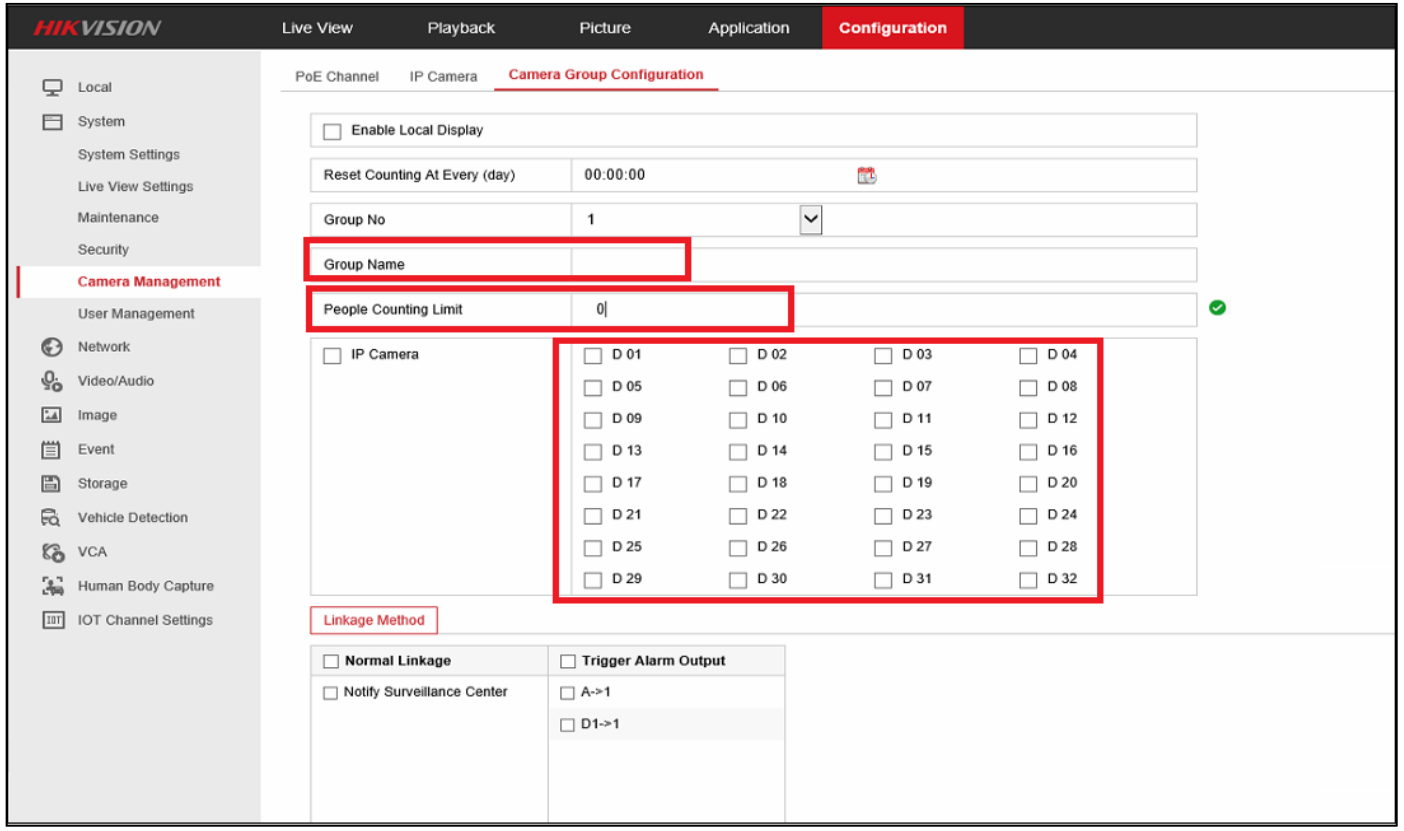


- Define group name
- Input a number in people counting limit field as maximum number of people available
- Select people counting camera(s) to be grouped
- Trigger linkage method as required

# CONFIGURATION-MULTI DOOR NVR SOLUTION

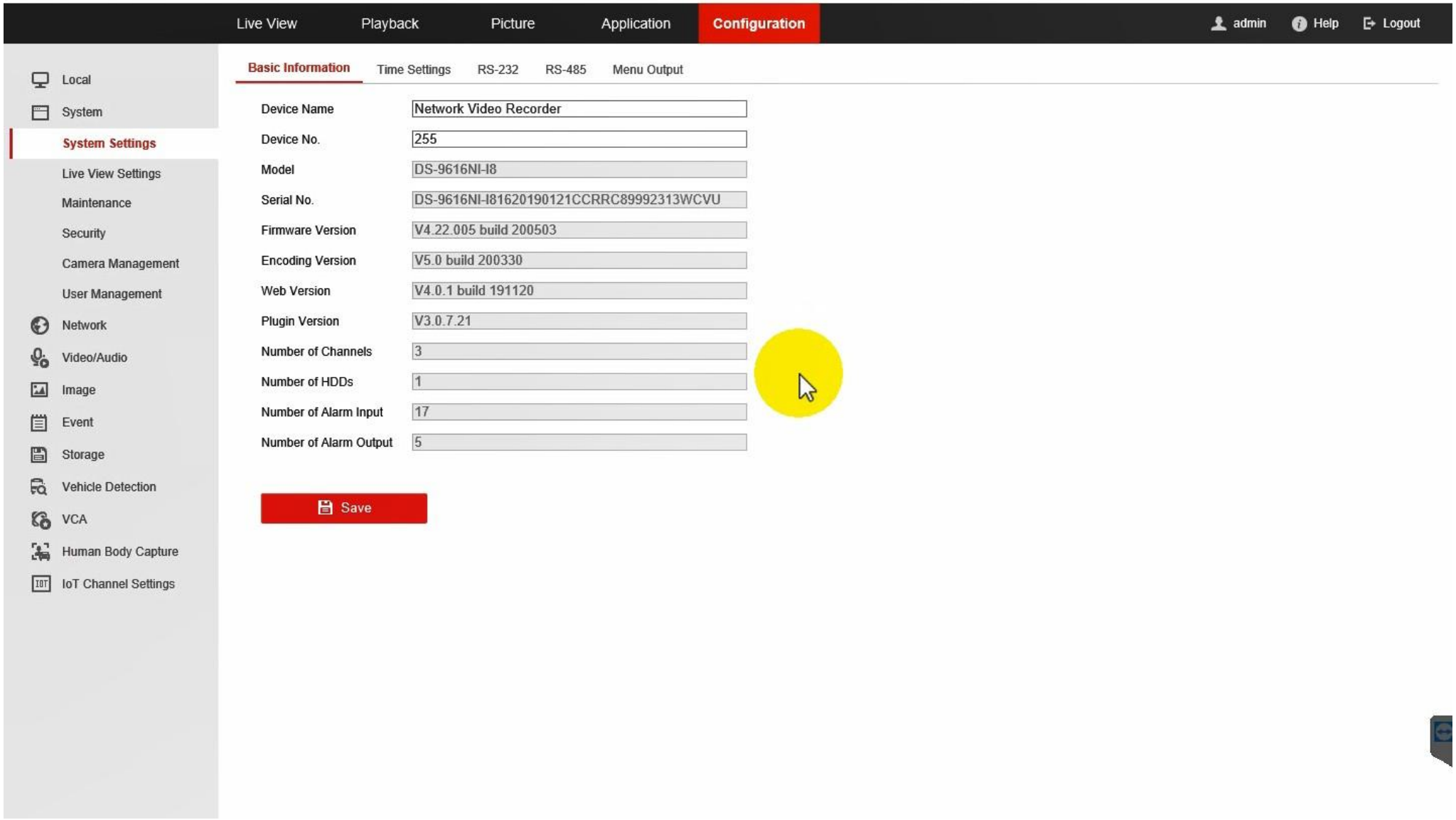

# MULTI DOOR HIKCENTRAL SOLUTION

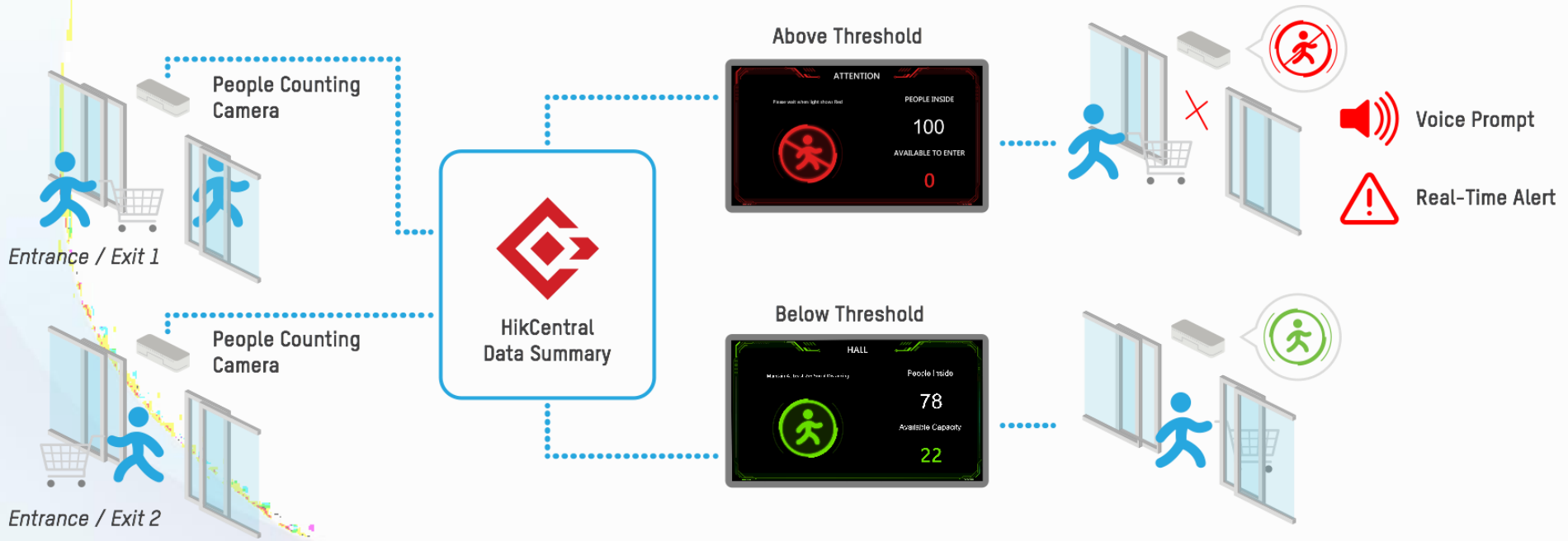


## Deployment

1. Install people counting cameras on all doors to count the number of people coming in and out.
2. HikCentral information screen displays the real-time number of people in the area by adding the numbers from all people counting cameras.
3. Set the threshold for the number of people in the area; HikCentral will trigger the pre-configured alarm when the calculated number exceeds the threshold.

## Highlight

- Multiple door management in HikCentral
- Real time data on information screen
- BI report for further analysis

# CONFIGURATION-HIKCENTRAL SOLUTION

1. Go to camera webpage->VCA to configure people counting rules (same with NVR solution)

2. Go to HikCentral Web Client->Logical View->Click “Edit” button

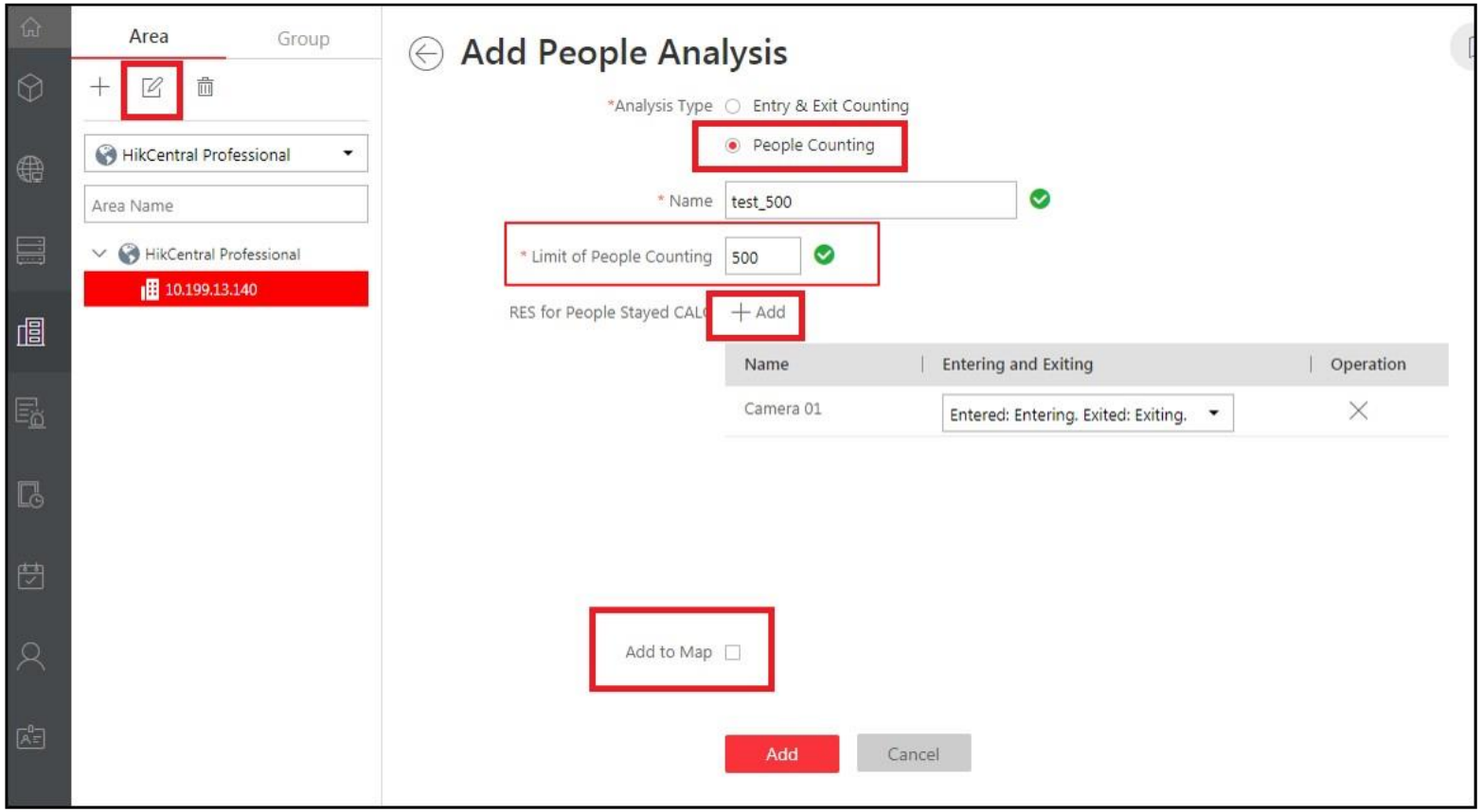


- Enable Emap or GIS map
- Add People Counting analysis group
- Input maximum number of people allowed to enter
- Add people counting camera(s) to the group
- Add the group onto Map

# CONFIGURATION-HIKCENTRAL SOLUTION

3. Go to HikCentral Web Client->Event & Alarm>Add system-monitored event or alarm

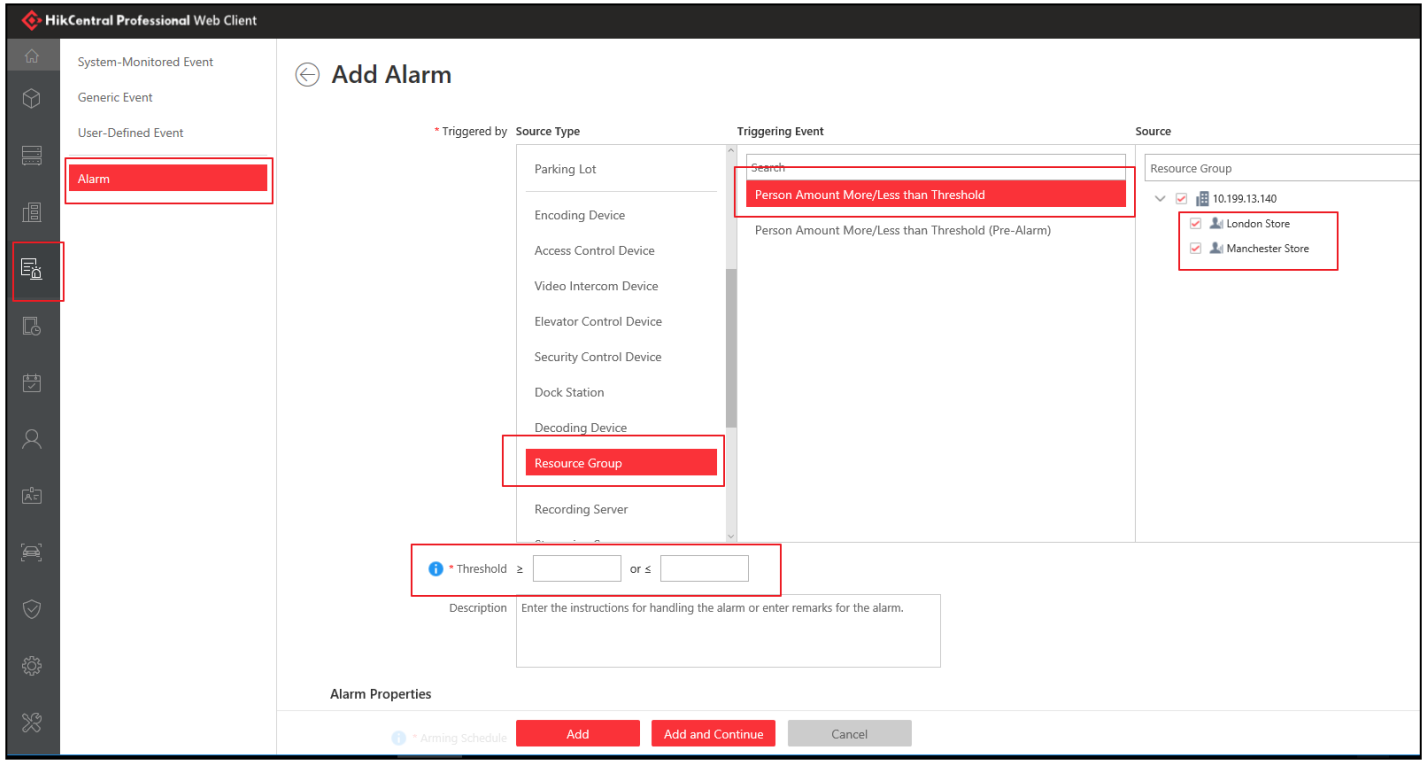


- Select “Resource Group” as type
- Select “Person Amount More/Less than Threshold” as triggering event
- Select the people counting analysis group
- Define the event/alarm threshold and triggering actions

# CONFIGURATION-HIKCENTRAL SOLUTION

4. Go to HikCentral Control Client->Monitoring

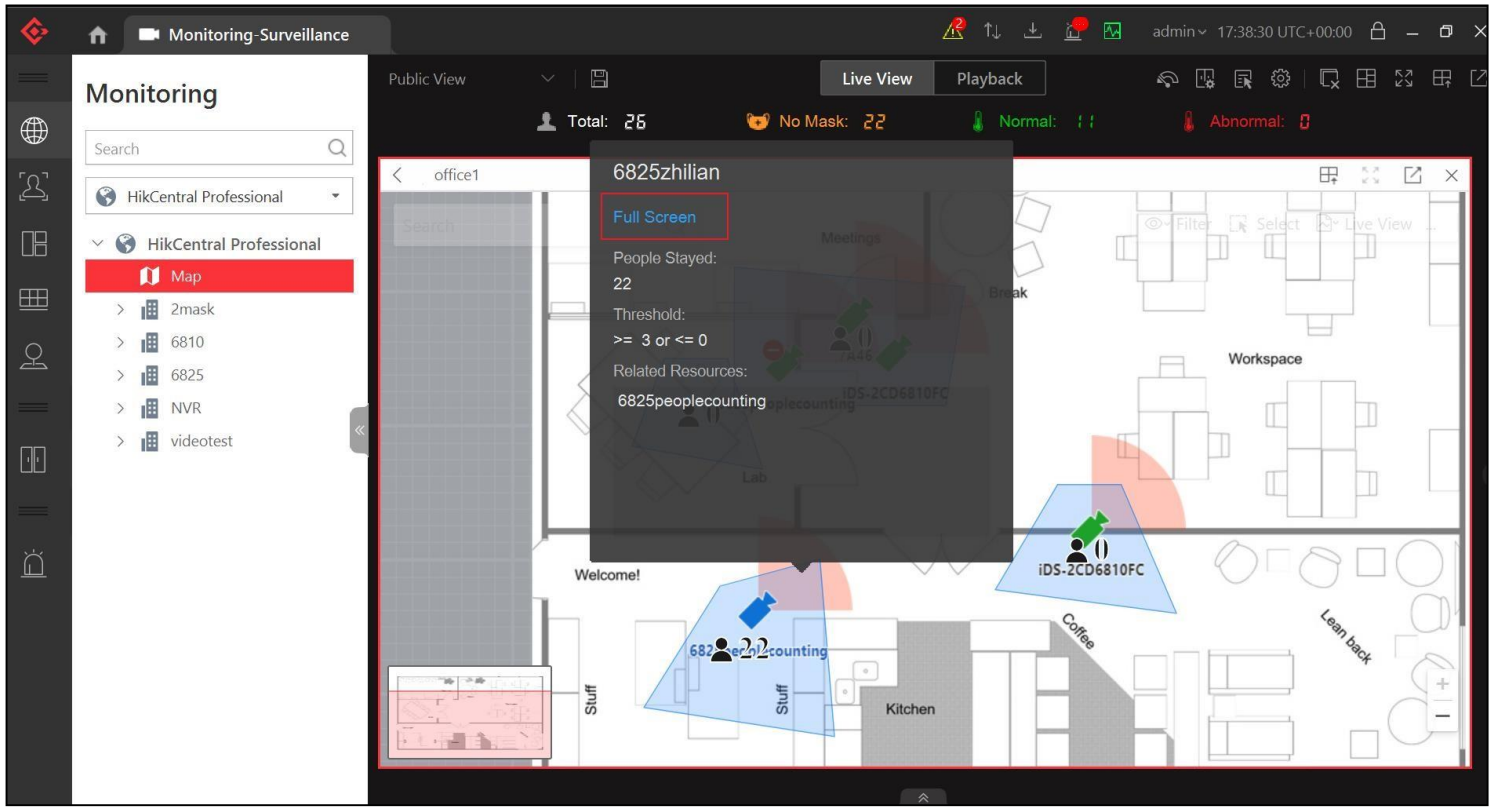


- Open the map where the real-time number of people stayed displaying
- Click on the blue colored area to pop up dialogue
- Click “Full Screen” to display the density control information in full screen

# CONFIGURATION-HIKCENTRAL SOLUTION

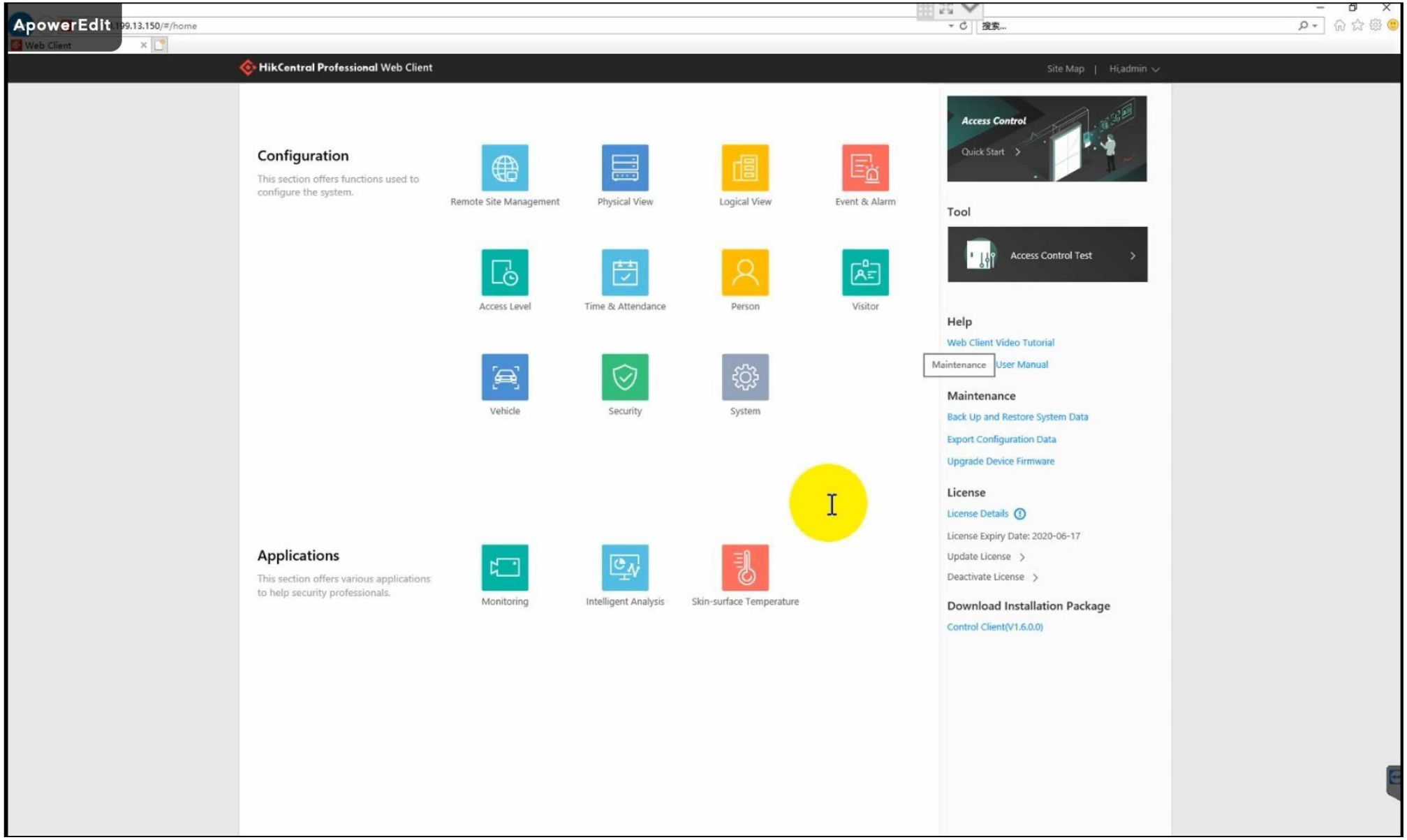

# Digital Signage SOLUTION

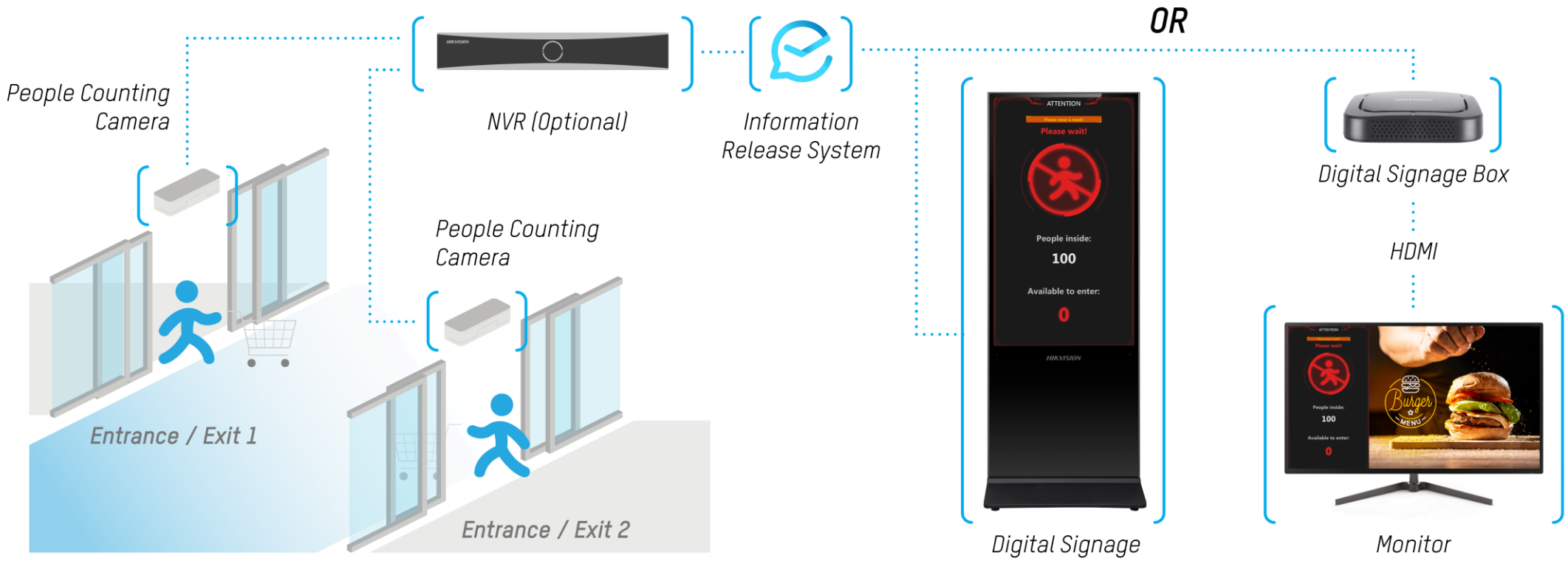


## Deployment

1. Install people counting cameras on all doors to count the number of people coming in and out.
2. Digital signage displays the real-time number of people in the area by adding the numbers from all people counting cameras.

## Highlight

- Multiple door management in Digital signage
- Real time data on information screen
- Flexible deployment

# Digital Signage SOLUTION

*H7KV7H7ON*

DS-D60C—B

DS-D60C—B

DS-D60C-B

I Series NVR

N ewwork —

Alarm Cable —

HDMI

HDMI <20m

DS—D503ZFC—A (31.5")

# CAMERA INSTALLATION GUIDANCE

Following table shows the relations among mounting height, and max detection span of typical values. For detailed installation advice, please contact the technical support of HIKVISION

## Indoor & outdoor model

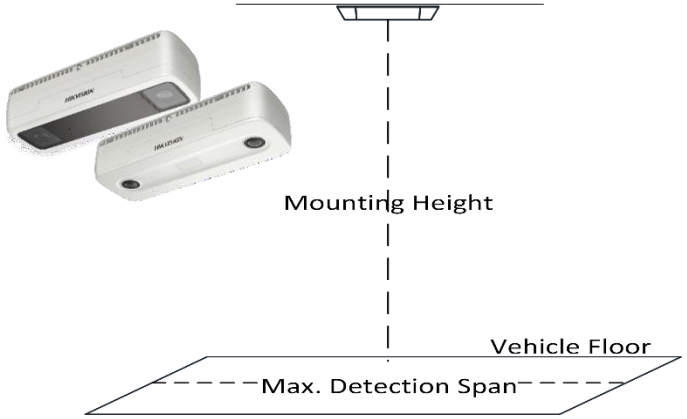


| Mounting Height (m) | Max. Detection Span (m) |
|---|---|
| 2.1 | 0.8 |
| 2.6 | 2.1 |
| 3.1 | 3.4 |
| 3.6 | 4.6 |
| 4.1 | 5.9 |
| 4.6 | 5.4 |
| 5.1 | 6.3 |
| 5.6 | 7.3 |
| 6 | 8.1 |

# SOLUTION SHOWCASES

HIKVISION

# SOLUTION SHOWCASES

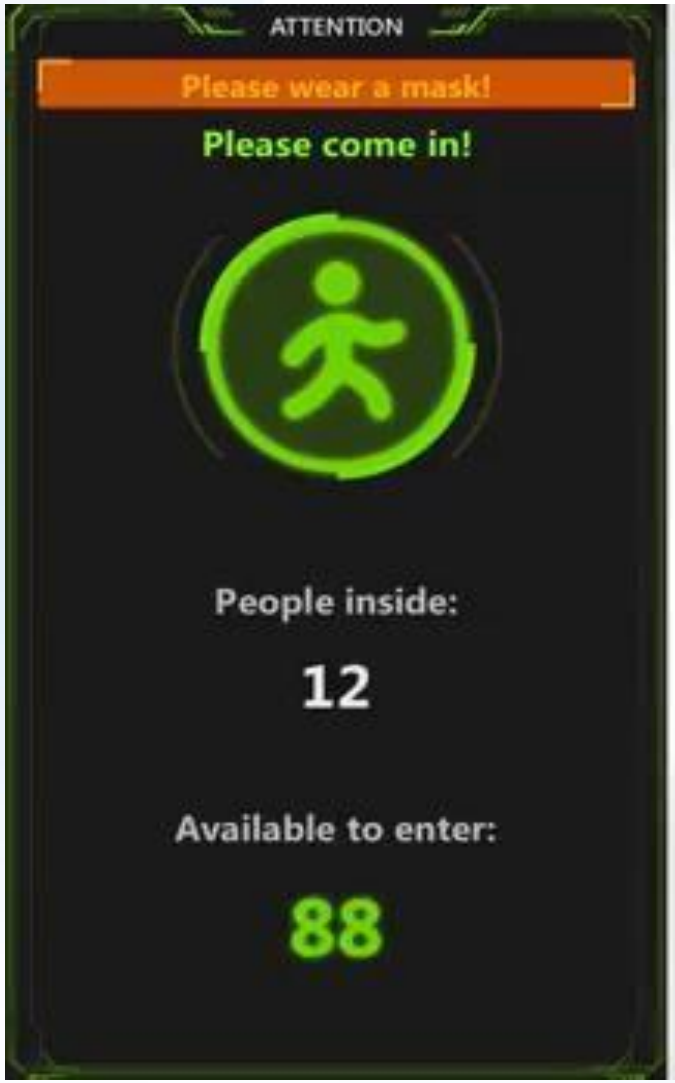

# SOLUTION VALUE

HIKVISION

### Flexible Deployment

Easy installation and rapid deployment

### Real Time Alert

Real time alerts to prevent people exceeding capacity thresholds

### High Accuracy

Highly accurate people counting thanks to 3D binocular stereo vision and Deep Learning algorithm

### Real Time Display

Real time density data clearly displayed and easily understood

# RECOMMENDED SCENARIOS

Post Office

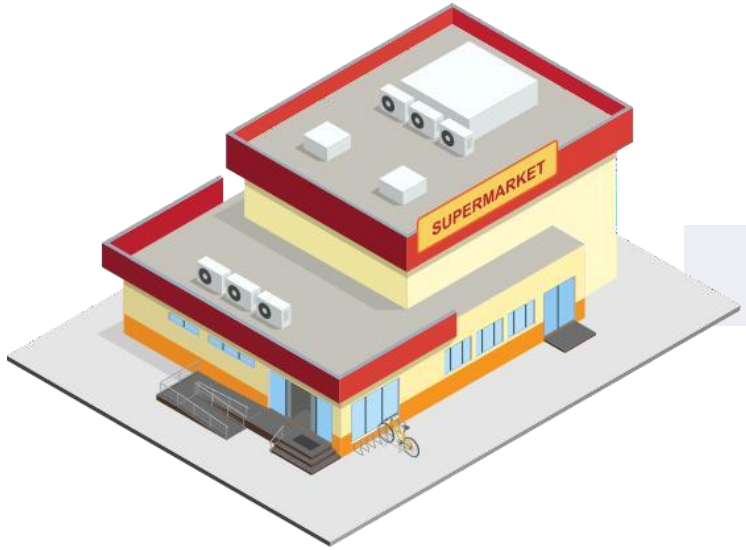


Supermarket

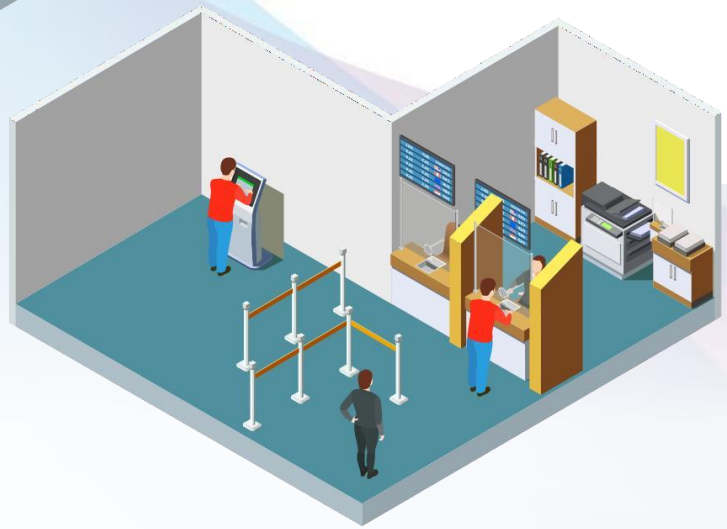

Banks

Retail

# PRODUCT SHOWCASE

## Dual-Lens People Counting Network Camera

**DS-2CD6825G0/C-I(V)(S)**

- 1920 × 1200 @ 30fps
- 2 mm fixed lens
- 1/2.8" Progressive Scan CMOS
- IP66, IK08

**Advantages:**

- 3D binocular stereo vision and Deep Learning algorithm improve the accuracy of people counting
- Dual lenses provide rich full colour images and enhanced picture details
- Supports reverse alarm
- Supports filtering targets by height

# PRODUCT SHOWCASE

HIKVISION

## Monitor

- 1080P, HDMI/VGA input, plastic casing, VESA, base bracket included, 24/7 operation

DS-D5022FN
(21.5”)

DS-D5032QE-B
(31.5”)

DS-D5043QE
(43”)

- 1080P/4K, HDMI/VGA input, built-in speaker, plastic casing, VESA, base bracket included, 24/7 operation

DS-D5027UC
(27”)

DS-D5032FC-A
(31.5”)

DS-D5043UC
(43”)

## I series NVR

Storage and Playback, Smart & POS Functions

DS-7600NI-I

DS-7700NI-I

DS-9600NI-I

## POE switch

- L2, Unmanaged, 10/100M RJ45 PoE ports, 1 10/100M RJ45 uplink port, 802.3af/at, PoE power budget. 300m long distance transmission, 6KV surge protection

DS-3E0105P-E(B)

DS-3E0109P-E(C)

# PRODUCT SHOWCASE

## HikCentral Professional with BI module (Customised version)

- Flexible, scalable, reliable and powerful central surveillance system.
- Supports live view, playback, access control, alarm management, personnel identification, BI dashboard, people counting report.

### Real time people number update on the map

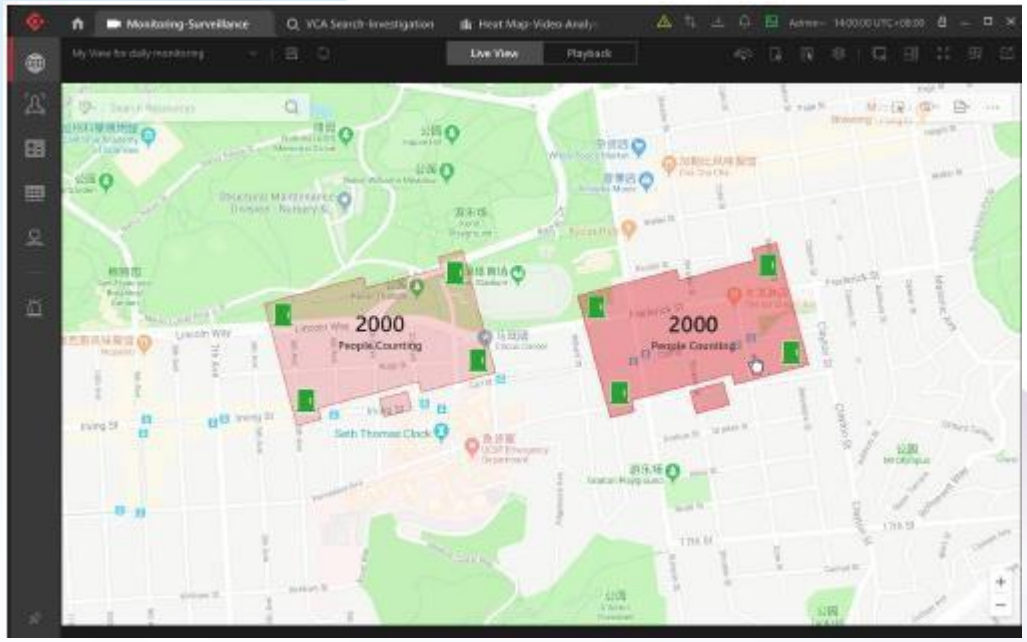


### People counting number layout

# PRODUCT SHOWCASE

Full HD video
(Up to 4K)

Longer service life

Support Horizontal
and vertical

24/7 operation

Built-in Wi-Fi

DS-D60B-C

Build-in 32 GB
SD Card

# PRODUCT SHOWCASE

## Wall-Mounted

### Touchscreen

**22”** DS-D6022TL/FL-B
**32”** DS-D6032TL/FL-B
**43”** DS-D6043TL-B
**55”** DS-D6055TL-B

### Narrow Bezel

**43”** DS-D6043FN-B
**55”** DS-D6055FN-B

### Narrow Bezel & 4K RGB

**55”** DS-D6055UN-B

## Floor-Standing

**43”** DS-D6043FL-B/S
**55”** DS-D6055FL-B/S

# THANK YOU

**Andy Keeling**
**Customer Relationship Manager**
**ARC Services (UK)**
**Email: andy.keeling@arcservices.co.uk**
**Mob: 07593 514 450**